



Local Control Accountability Plan


District Overview



8

SCHOOLS

High School: 6
Adult / Alternative Ed: 2

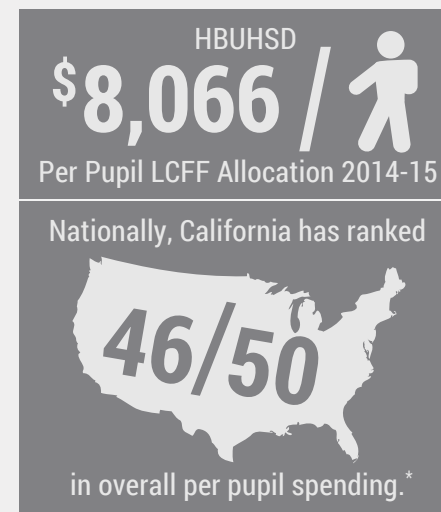
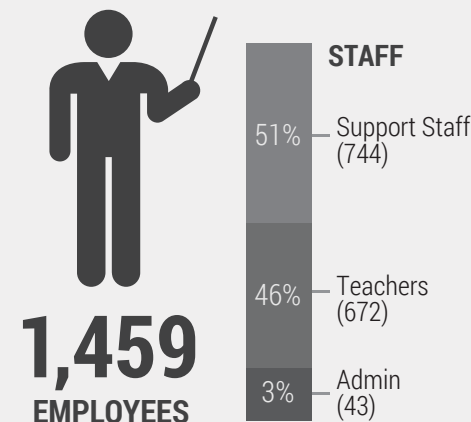

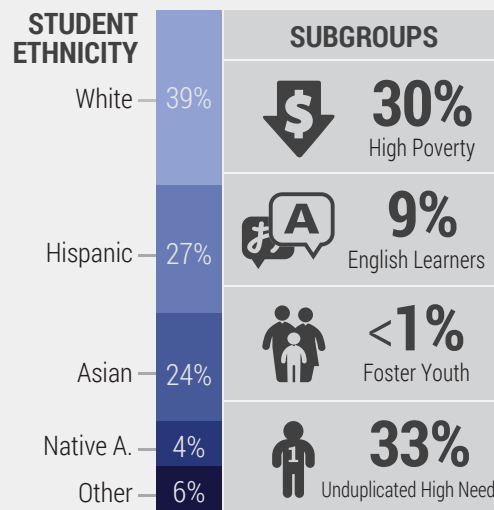
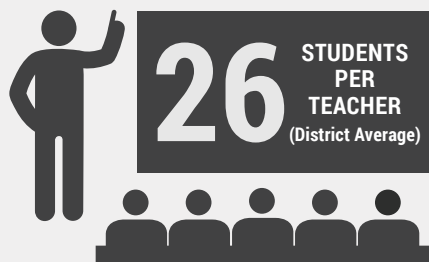


16,346

STUDENTS



DISTINGUISHED
Schools



Huntington Beach Union High School District, 5832 Bolsa Ave., Huntington Beach, CA 92649; Phone: (714) 903-7000; Website: www.hbusd.edu; CDS# 3066548.

About This Data: The figures above represent the most recently reported public data available from the California Department of Education, ranging from 2012 to 2015. Some values may not match exactly due to rounding, reporting delays, or anomalies. *State rankings are based on 2012 data in the most recent 2015 Education Week Quality Counts Report Card.

©2015 solutions@goboinfographics.com

LCAP Stakeholder Engagement




Groups include:
 Parents, Students, Teachers, Staff, Administrators, Cabinet, Trustees, Community, School Site Councils, DELAC, District LCAP Planning & Steering Committees.



Checklist of Items Shared:

- District Profile Data
- State Education Priorities
- LCAP & LCFF Overview
- School Site Plans
- College & Career Readiness Data



HBUHSD has informed, consulted, and involved school stakeholders in the process of creating the LCAP as summarized above. Communications to stakeholders includes:



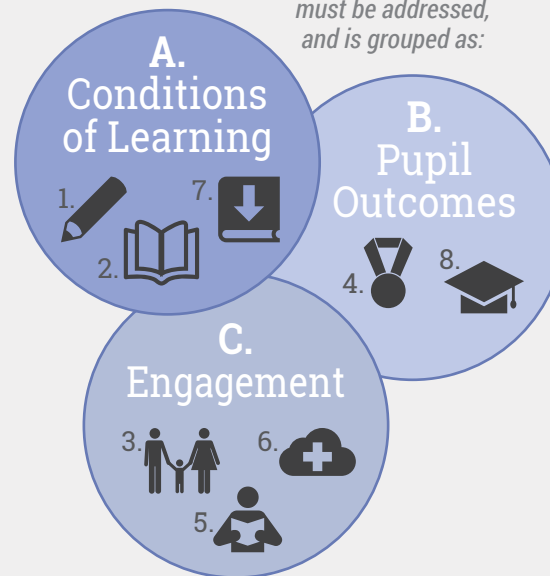
District web site, automated phone calls, email, meetings/forums, and mailings.

State Education Priorities



THE 8 STATE EDUCATION PRIORITIES

1. Basic Services
2. Academic Standards
3. Parent Involvement
4. Student Achievement
5. Student Engagement
6. School Climate
7. Course Access
8. Other Outcomes




Each State Priority must be addressed, and is grouped as:















GOAL

#1















Increase student achievement & career readiness













SERVING THESE

STATE PRIORITIES	 <small>1. Basic Services</small>	 <small>2. Academic Standards</small>	 <small>3. Parent Involvement</small>	 <small>4. Student Achievement</small>
SUBGROUPS	 <small>5. Student Engagement</small>	 <small>6. School Climate</small>	 <small>7. Course Access</small>	 <small>8. Other Outcomes</small>
SCHOOLS	 <small>Elementary</small>	 <small>Middle</small>	 <small>High</small>	 <small>Alternative</small>

EXPECTED 2015-16 MEASURABLE **OUTCOMES**

 <p style="font-size: 2em; font-weight: bold;">+3%</p> <p>INCREASE GRADUATES COMPLETING A-G REQUIREMENTS</p>	 <p style="font-size: 2em; font-weight: bold;">+2%</p> <p>INCREASE COLLEGE ENROLLMENT IMMEDIATELY AFTER HIGH SCHOOL</p>	 <p style="font-size: 2em; font-weight: bold;">Set Baseline</p> <p>GRADS ENROLL IN ADULT SCHOOL CERTIFICATION PROGRAMS</p>	 <p style="font-size: 2em; font-weight: bold;">+1%</p> <p>INCREASE 11/12TH GRADE STUDENTS ENROLLED IN 1+ CTE COURSE</p>
 <p style="font-size: 2em; font-weight: bold;">+1%</p> <p>All Students</p> <p style="font-size: 2em; font-weight: bold;">+2%</p> <p>Students With Disabilities</p> <p>INCREASE GRADUATION RATES</p>	 <p style="font-size: 2em; font-weight: bold;">Set Baseline</p> <p>SBAC ELA / MATH ACHIEVEMENT</p>	 <p style="font-size: 2em; font-weight: bold;">+1%</p> <p>INCREASE STUDENTS PASSING AP EXAMS WITH SCORE OF 3+</p>	 <p style="font-size: 2em; font-weight: bold;">-10%</p> <p>DECREASE 2016 GRADS MISSING A-G REQUIREMENTS IN 1 SUBJECT AREA</p>
 <p style="font-size: 2em; font-weight: bold;">Set Baseline</p> <p>STUDENTS PARTICIPATE IN ELA/MATH EAP</p>	 <p style="font-size: 2em; font-weight: bold;">↓</p> <p>DECREASE PERCENT OF CREDIT DEFICIENT SENIORS IN JUNE</p>	 <p style="font-size: 2em; font-weight: bold;">↑</p> <p>INCREASE STUDENTS TAKING ACT</p>	 <p style="font-size: 2em; font-weight: bold;">↑</p> <p>INCREASE STUDENTS TAKING SAT</p>

EXPECTED 2015-16 ACTIONS

 Goal #1	 Action / Service	 Target	
1.1	Protocol to monitor student progress & communicate with parents for early intervention	 All Students (including EL, FY, LI, SWD)	
1.2	Increase number of A-G approved CTE courses		
1.3	Increase CTE offerings & student participation		
1.4	Provide multiple pathways for student success after high school , inform parents of options		
1.5	Additional options for credit recovery		
1.6	Students/counselors/guidance specialists together develop 4-year educational/career plan		
1.7	Remove barriers/provide support for all students to take higher level courses		
1.8	ELD program ensures sufficient rigor for all EL students to meet annual objectives		 EL
1.9	Expand literacy & numeracy in all areas		 All Students
1.10	Provide best first instruction for all students		
1.11	Identify & counsel students & parents with potential to succeed in rigorous courses		
1.12	Formative assessments to inform instruction & student learning		
1.13	Use of technology in all areas to enhance & accelerate learning		
1.14	Increase student/parent understanding of cyber safety & security , responding effectively to related issues		
1.15	Evaluate/ update technology & infrastructure		
1.16	Maintain/ update hardware/software/internet systems		
1.17	Increase use of personal devices on campus to enhance learning		
1.18	Expand paperless work flow		
1.19	Provide training on student/ parent portal		
1.20	Increase interpretation /translation services at school functions		 EL
1.21	Increase awareness of Parent University		 All Students
1.22	DELAC will develop & revise education & service plan for EL		 EL
1.23	Use parent groups to enhance communication to all stakeholders	 All Students	



GOAL

#2



Provide rigorous, quality education with interventions that narrows the achievement gap

SERVING THESE

STATE PRIORITIES

1. Basic Services

2. Academic Standards

3. Parent Involvement

4. Student Achievement

5. Student Engagement

6. School Climate

7. Course Access

8. Other Outcomes

SUBGROUPS

All Students

English Learners

High Poverty

Foster Youth

SCHOOLS








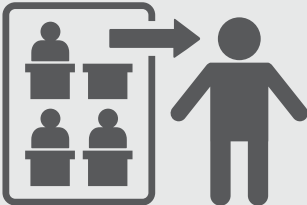
Elementary

Middle


















High

Alternative

EXPECTED 2015-16 MEASURABLE OUTCOMES

2.1	2.2	2.3	2.4
 <p style="font-size: 2em; font-weight: bold; margin-left: 20px;">+0.2%</p>	 <p style="font-size: 1.5em; font-weight: bold; margin-left: 20px;">-0.5%</p>	 <p style="font-size: 2em; font-weight: bold; margin-left: 20px;">+2%</p>	 <p style="font-size: 2em; font-weight: bold; margin-left: 20px;">+3%</p>
INCREASE STUDENT ATTENDANCE	MONITOR CHRONIC ABSENTEEISM	DECREASE DROPOUT RATES	INCREASE EL RECLASSIFICATION RATE
2.5	2.6	2.7	2.8
 <p style="font-size: 2em; font-weight: bold; margin-left: 20px;">+1%</p>	 <p style="font-size: 2em; font-weight: bold; margin-left: 20px;">+2%</p>	 <p style="font-size: 2em; font-weight: bold; margin-left: 20px;">+2%</p>	 <p style="font-size: 1.5em; font-weight: bold; margin-left: 20px;">+1%</p>
INCREASE CELDT PROFICIENCY	INCREASE 11 & 12TH GRADE AP ENROLLMENT	INCREASE 10TH GRADE CAHSEE ELA / MATH PROFICIENCY	MONITOR STUDENTS TRANSFERRED TO EXTERNAL PROGRAMS

EXPECTED 2015-16 ACTIONS

 Goal #2	 Action / Service	 Target
2.1	Communicate course options for college/career readiness to students & parents	 All Students (including EL, FY, LI, SWD)
2.2	Identify resources & implement summer prep academic support for students	
2.3	Evaluate & develop electives based on student interests & needs	
2.4	Continue to support AVID programs	
2.5	Provide interventions to help students develop skills for success	
2.6	Research-based CAHSEE interventions	
2.7	Technological resources to support instruction in EL classrooms	 EL Low Income Foster Youth
2.8	Monitor English learners for progress	
2.9	Close achievement gap for EL, LI, & SWD with math & reading intervention programs	
2.10	Implement academic bridge program for EL, LI & FY	 All Students
2.11	Implement Restorative Practices to provide alternatives for addressing student behavior	
2.12	Continue student attendance review teams	 EL
2.13	Continue drug & alcohol education / interventions for students & parents	
2.14	Use results of CA Healthy Kids Survey to identify at-risk behavior / trends	 All Students
2.15	Address needs of EL students using recommendations of EL Task Force	
2.16	Ongoing evaluation of effectiveness of interventions	 All Students
2.17	Continue Student Study Teams at each site	
2.18	Develop instructional strategies to support students in SDAIE settings for primary language support	 All Students
2.19	Training for staff to electronically post grades / assignments	
2.20	Reduce Ds & Fs by implementing support for best first instruction/intervention methods	 SWD
2.21	Support struggling & special ed students through professional development for co-teaching teams	
2.22	Collaboration for LI/EL teachers to develop strategies to close achievement gap	 EL
2.23	Expand professional development for staff to support student achievement, wellness & engage parents	
2.24	Provide professional coaching for math / ELA teachers with higher populations of EL/LI students	 Low Income
2.25	Increase skills of teachers/facilitators to scaffold learning to support EL/LI students	
2.26	Parents/students monitor A-G & graduation requirements through Aeries Dashboard	 All Students
2.27	Continue to inform parents & students about programs such as TIPTXT	
2.28	Establish support/protocols for EL parents about student achievement & graduation requirements	 EL Foster Youth
2.29	Educational advisement for FY and their guardians	
2.30	Training opportunities for DELAC members to help understand roles/responsibilities	 EL
2.31	Educational advisement through PTSA/PTSO	
2.32	Parents of SWDs participate through committees & events	 SWD

GOAL

#3

Clean, safe, positive school climate

SERVING THESE

STATE PRIORITIES

1. Basic Services

2. Academic Standards

3. Parent Involvement

4. Student Achievement

5. Student Engagement

6. School Climate

7. Course Access

8. Other Outcomes

SUBGROUPS

All Students

English Learners

High Poverty

Foster Youth

SCHOOLS

Elementary

Middle

High

Alternative

EXPECTED 2015-16 MEASURABLE **OUTCOMES**

3.1

SUSPENSIONS DECREASE & REMAIN BELOW COUNTY / STATE AVERAGES

3.2

EXPULSIONS DECREASE & REMAIN BELOW COUNTY / STATE AVERAGES

3.3

MONITOR TRUANCY

3.4

ALL SCHOOLS RECEIVE FACILITY RATING OF "GOOD"

3.5

CCSS PROFESSIONAL DEVELOPMENT FOR ALL TEACHERS







3.6

STUDENTS RECEIVE COUNSELING SERVICES BY WELLNESS COUNSELORS


3.7




STUDENT SURVEY ON SCHOOL SAFETY & CONNECTEDNESS




EXPECTED 2015-16 ACTIONS

 Goal #3	 Action / Service	 Target
3.1	All students have standards-aligned materials	 All Students (including EL, FY, LI, SWD)
3.2	Ensure safe environment by providing resources for instructional / operational / administrative needs	
3.3	Ensure implementation of ELD (English Language Development) / ELA framework	
3.4	Implement NGSS (Next Generation Science Standards)	
3.5	Monitor / evaluate district focus on CCSS strategies	
3.6	Identify essential CCSS standards & pace instruction with interventions to support struggling learners	
3.7	Professional development on CCSS instructional shifts	
3.8	Professional development to implement ELD/ELA standards & NGSS	
3.9	Professional development for social-emotional health of students	
3.10	Target professional development to increase teacher growth & retention	
3.11	Hire 2 district Wellness Counselors	
3.12	Obtain appropriate credentials for misassigned teachers	
3.13	Continue high quality library services	
3.14	Education for students / parents on long-term implications of social media	
3.15	Communicate benefits of NSLP & adult education services to students & families	
3.16	Encourage active student & parent participation through positive customer service	
3.17	Encourage parental participation in site & district decision making through outreach efforts	
		 All Students














 GOAL #1		 CLEAN, SAFE, POSITIVE SCHOOL CLIMATE		Goal Met 
2014-15 Outcomes	Progress	2014-15 Outcomes	Progress	
1.1 Textbooks purchased	✓ ⌚ 🔍	1.3 Teacher misassignments decreased	✓ ⌚ 🔍	
1.2 School sites rated "good"	✓ ⌚ 🔍			








 GOAL #2		 ALL STUDENTS GRADUATE WITH A SEAMLESS POST-GRADUATION TRANSITION		Goal In Progress 
2014-15 Outcomes	Progress	2014-15 Outcomes	Progress	
2.1 Increase graduates complete A-G requirements	✓ ⌚ 🔍	2.9 EAP scoring Exempt, Algebra 2	✓ ⌚ 🔍	
2.2 Increase graduates attending 4 yr. university	✓ ⌚ 🔍	2.10 EAP scoring Exempt, HS Summative	✓ ⌚ 🔍	
2.3 CELDT Scores with 5 or more years	✓ ⌚ 🔍	2.11 CAHSEE ELA Proficiency, English Learners	✓ ⌚ 🔍	
2.4 CELDT Scores with less than 5 years	✓ ⌚ 🔍	2.12 CAHSEE ELA Proficiency, Low Income	✓ ⌚ 🔍	
2.5 English learner reclassification rate	✓ ⌚ 🔍	2.13 CAHSEE ELA Proficiency, SWD	✓ ⌚ 🔍	
2.6 AP Course Enrollment	✓ ⌚ 🔍	2.14 CAHSEE Math Proficiency, English Learners	✓ ⌚ 🔍	
2.7 AP Exams Pass Rate	✓ ⌚ 🔍	2.15 CAHSEE Math Proficiency, Low Income	✓ ⌚ 🔍	
2.8 EAP scoring Exempt, ELA	✓ ⌚ 🔍	2.16 CAHSEE Math Proficiency, SWD	✓ ⌚ 🔍	






















 GOAL #3		 RIGOROUS COURSES & SUPPORT FOR SUCCESS		Goal In Progress 
2014-15 Outcomes	Progress	2014-15 Outcomes	Progress	
3.1 Decrease students receiving Ds & Fs	✓ ⌚ 🔍	3.3 Subgroups in AP courses, Low Income	✓ ⌚ 🔍	
3.2 Subgroups enrolled in AP courses, SWD	✓ ⌚ 🔍	3.4 All students enrolled in at least 1 CTE course	✓ ⌚ 🔍	
3.3 Subgroups in AP courses, English Learners	✓ ⌚ 🔍			














✓	- Completed
⌚	- Progress Made
🔍	- Investigate Further

	GOAL #4		TECHNOLOGY TO SUPPORT TEACHING & LEARNING	Goal Met 	
	2014-15 Outcomes		Progress	2014-15 Outcomes	Progress
	4.1 Sites have mobile carts, tech labs, & wireless		✓  	4.3 Teachers using Canvas system, baseline	✓  
	4.2 Digital resources for remediation & enrichment	✓  	4.4 Seniors with ePortfolios, baseline	✓  	

	GOAL #5		PARENTS ENGAGED IN STUDENT ACADEMICS & SCHOOL DECISION MAKING	Goal Met 	
	2014-15 Outcomes		Progress	2014-15 Outcomes	Progress
	5.1 Parent / student account logins, baseline		✓  	5.2 Parents participate in site meetings, baseline	✓  

	GOAL #6		SCHOOL ENVIRONMENT SUPPORTS STUDENT WELL-BEING & SUCCESS	Goal In Progress 	
	2014-15 Outcomes		Progress	2014-15 Outcomes	Progress
	6.1 Reduced Suspensions		✓  	6.6 Decreased Drop-outs	✓  
	6.2 Reduced Expulsions	✓  	6.7 Increased Graduations	✓  	
	6.3 Suspensions below County & State	✓  	6.8 Increased SWD Graduations	✓  	
	6.4 Expulsions below County & State	✓  	6.9 Increase teachers posting grades electronically	✓  	
	6.5 Increased Attendance	✓  			

	GOAL #7		CCSS STRATEGIES ENSURE COLLEGE/CAREER SUCCESS	Goal Met 	
	2014-15 Outcomes		Progress	2014-15 Outcomes	Progress
	7.1 Teachers participate in PD		✓  	7.3 Instructional Rounds participation, baseline	✓  
	7.2 Monitor Implementation, instructional rounds	✓  	7.4 Formative assessments to improve achievement	✓  	

Abbreviations: CAHSEE (California High School Exit Examination), CCSS (Common Core State Standards), CDS (County/District/School code), CELDT (California English Language Development Test), CTE (Career Technical Education), DELAC (District English Learner Advisory Council), EAP (Early Assessment Program), EL (English Learner), ELA (English-Language Arts), ELA (English Language Development), FY (Foster Youth), HBUHSD (Huntington Beach Union High School District), HS (High School), LCAP (Local Control Accountability Plan), LCFF (Local Control Funding Formula), LI (Low Income), NGSS (Next Generation Science Standards), NSLP (National School Lunch Program), PTSA (Parent Teacher Student Association), PTSO (Parent Teacher Student Organization), SBAC (Smarter Balanced Assessment Consortium), SDAIE (Specifically Designed Academic Instruction in English), SWD (Students With Disabilities).

This infographic provides a high-level summary only. For more specific details, please refer to the accompanying LCAP narrative plan. ©2015 solutions@goboinfographics.com